



## Sailing Instructions (SI)

### Skanör Sailing Bonanza

**Dates:** June 7-8, 2024

**Location:** Skanör harbour

**Class:** IQFoil, Waszp

**Organizing authority:** Skanörs Båtklubb

#### 1. Rules

1.1 The event is governed by the rules as defined in The Racing Rules of Sailing (RRS).

#### 2. Changes to the Sailing Instructions

2.1 Any change to the sailing instructions will be posted on the official notice board at Sailarena before 08:00 on the day it will take effect.

2.2 Any change to the schedule of races will be posted by 20:00 on the day before it will take effect.

#### 3. Signals made ashore

3.1 Signals made ashore will be displayed on the flag pole outside the club house.


3.2 When flag AP is displayed ashore, '1 minute' is replaced with 'not less than 60 minutes' in RRS Race Signals.

#### 4. The start

4.1 First warning signal of the day is described in NoR.



Class flag and type of racing IQFoil

Type of racing	
Course racing	
Slalom racing	

Class flag and type of racing Waszp.

Waszp class flag I C.

Racing type	Flag
Course racing	Red
Slalom racing	Green



4.2 RRS 26 is changed as follows:

Minutes before the start	Visual signal	Sound signal	Means
>10	Orange	One	Race committee ready
5	Class flag, Red/green flag or U, black – O or R	One	Attention
3	Flags with numbers <b>3 2 1</b>	One	Warning signal
2	Flags with numbers <b>2 1</b>	One	Preparatory signal
1	Flag with number <b>1</b>	One long	One minute
0	Flag with number 1 and other flags, except O/R, are removed	One	Starting signal

4.3 To alert Board/boats that a new starting sequence is about to begin, the orange flag on the starting line will be displayed with a sound signal not less than five minutes before the attention signal.

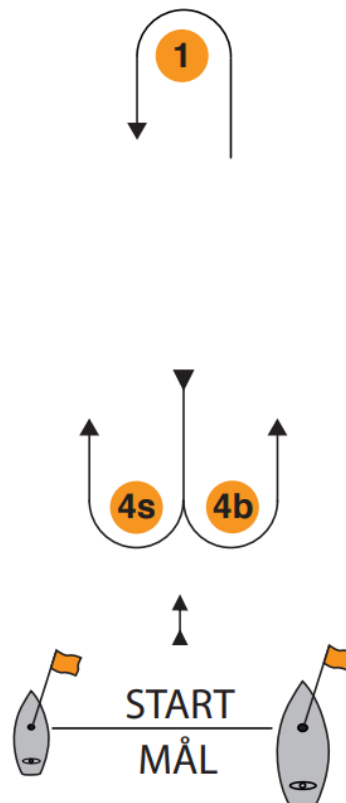
4.4 A board/boat that does not start within five minutes after her starting signal will be scored Did Not Start (DNS) without a hearing. This changes RRS A5.1 and A5.2.



## 5. The course

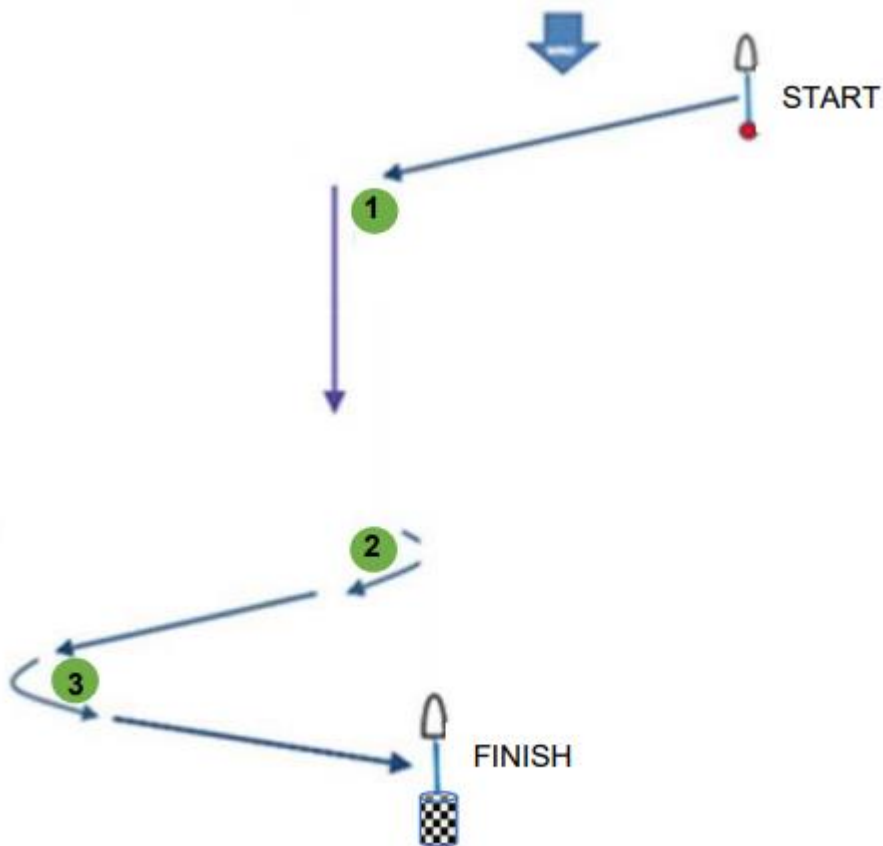
- 5.1 The starting line is between a staff displaying an orange flag on the race committee vessel at the starboard end and the course side of the port-end starting mark.
- 5.2 There are two alternative courses: Course racing or slalom racing.

Course racing. The diagram below shows the course, the order in which marks are to be passed and the side of which each mark is to the left. The course is to be sailed Start – mark 1 – marks 4s/4b – mark 1 – finish. The rounding marks are orange buoys and mark 1 is to be left to port. Start and the finishing line is between the orange flag at the race committee vessel and an orange flag on the finishing mark.





Slalom racing. The diagram below shows the course. The rounding marks are orange buoys.



5.3 The finishing line is between a staff displaying a blue flag on the race committee vessel and the course side of the finishing mark.



5.5 Time limit  
IQFoil and the finish window:

Course	Target time	Time limit	Finish window
Course racing	16	23	6
Slalom Sprint	4	8	4

Waszp and the finish window:

Course	Target time	Time limit	Finish window
Course racing	25	35	25
Slalom Sprint	7	15	7

5.6 Boards/boats that does not finish the time window after the first board/boat has finished, will be scored Did Not Finish (DNF). This changes RRS 35.

## 6. Protests and requests for hearings

6.1 Protests and requests for hearings shall be filed at the race office within the protest time limit and comply with the requirements of RRS 61.2.

6.2 The protest time limit is 30 min after the last board/boat finishes the last race of the day or the race committee signals no more racing today, whichever is later.

6.3 Notices will be posted no later than 30 minutes after the protest time limit to inform competitors of hearings in which they are parties or named as witnesses, including time and place for the hearing. Call for hearing may also be e-mailed to the parties.

**Date:** 2024-06-06 11.30/Per Kroon